

The 2015

# Take a Peak Chicken Coop Tour

May 16 and 17, 2015

9:00 AM to 5:00 PM

Visitor Information, Coop Directory

- Please, do not bring any dogs or pets on the tour.
- Do not chase, taunt, feed or handle any birds or other pets on the coop owner's property.
- Be considerate of our neighbors. Park all vehicles on the street or in designated areas without blocking driveways.
- Stay in designated areas around the homes and coops.
- Supervise your children.
- **Restrooms will not be available for use at coop locations.**

## **Basic Information on Keeping Chickens**

### **COLORADO SPRINGS**

In Colorado Springs you can have up to 10 hens - NO roosters. And, no more than 4 barking dogs and 4 yowling cats. You may also have neighborhood or deed restrictions to worry about. That is checking that should be done BEFORE you proceed with any planning or purchasing. And don't forget the neighbors - talk to them (maybe even learn their names). Who knows maybe they have or would also like to keep a few chickens. Here is the basic city code covering the keeping of animals.

#### Colorado Springs City Code

##### 6.7.106: ANIMALS KEPT ON PREMISES; SANITARY REQUIREMENTS:

Animals may be kept within the City upon compliance with the following requirements:

A. All fecal waste shall be removed as necessary from premises and placed in closed flytight containers, at least every three (3) to seven (7) days. The Code Enforcement Officer has the authority to order more frequent removal depending on the number and size of the animals on the property. The contents of the containers shall be removed from the City as necessary to prevent the contents from becoming a nuisance.

B. The premises upon which animals are kept shall be maintained in a clean and sanitary condition and shall be subject to inspection at all reasonable hours by the Code Enforcement Officer or the Health Department.

C. The premises upon which an animal is kept shall be fenced or the animal tied so that the animal while unattended is securely contained and is not a danger to persons or property.

D. Any shelter provided for rabbits or fowl shall contain an area of at least four (4) square feet for each rabbit or fowl. An adequate area outside the shelter must be provided for any rabbits or fowl. The maximum number of rabbits or fowl maintained on a premises shall not exceed ten (10) each of the age of six (6) months or older.

E. Variance from the provisions of subsection D of this section, pertaining to the number of rabbits or fowl, shall be considered a nonuse variance as defined in the City's Zoning Code and shall be governed by the procedures set forth in the City's Zoning Code.

F. The maximum number of dogs or cats kept on the premises shall not exceed four (4) each after attaining the age of four (4) months, except in properly zoned and licensed kennels. In addition to the maximum number of dogs or cats kept on the premises, a single litter of puppies or kittens aged four (4) months through eight (8) months shall be permitted so long as there is no more than one other litter of puppies or kittens from birth to age four (4) months also kept on the premises. (1968 Code 11-113; Ord. 74-114; 1980 Code; Ord. 87-36; Ord. 91-32; Ord. 01-42; Ord. 03-31; Ord. 03-121; Ord. 07-134)

### **MANITOU SPRINGS**

A quick read of the Manitou Springs Municipal Code (Title 7) shows very few restrictions on domestic fowl. Biggest thing seems to be that they can not roam free. A few years ago there were some problems with a lady and her ducks or geese. I don't remember the details. There are other general things in other parts of the City Code that cover animals but I don't remember any being particularly restrictive. Things like cock fights and Easter Chicks are prohibited.

## **Sources of Information and Supplies**

If you're interested in keeping chickens, start by requesting an invitation to join the local discussion group – Springs\_Chickens - [http://groups.google.com/group/springs\\_chickens](http://groups.google.com/group/springs_chickens) most of the Coop owners are members. The group can help answer your questions.

Here are a very few of the endless sources of information and supplies.

*Local sources of baby chicks usually in March, April and May.*

*Colorado Agri-Feed*

*[www.coloradoagrifeed.com](http://www.coloradoagrifeed.com)*

*4625 Park Vista Boulevard*

*Colorado Springs, CO 80918-2799*

*(719) 599-5961*

Buckley's Homestead Supply <http://buckleyshomesteadsupply.com/>

1501 W Colorado Ave, Colorado Springs, CO 80904

Not sure about the Big-R stores in Falcon and Security.

Check out Hanover Hatcheries and Hillbilly Farms at Colorado Poultry Clinic -

<http://www.coloradopoultryclinic.com/> they are pickup only.

*If you want a particular breed of chicken and only want a few chicks, there are some hatcheries that ship in small quantities.*

MyPetChicken.com – They will ship as few as 3 chicks. For Colorado Springs, it seems the minimum is 5. They have lots of breeds. A bit expensive compared to getting what is local.

### **Source of information overload about chickens.**

[www.backyardchickens.com](http://www.backyardchickens.com)

### **Some sources of chicken feed.**

Check the farmers markets: Buckley's and Joyful Noise Farm often have organic chicken feed for sale.

Circle F - The one on Union just north of Boulder almost always has layer crumbles, scratch and the pine shavings I use. The main store on Garden of the Gods also has things like Diatomaceous Earth (DE) and oyster shell.

Colorado ArgiFeed and Big-R in Falcon and in Security also have feed and general supplies.

Check the locally owned Ace Hardware stores. I've seen feed and some other supplies there.

**Thanks for coming to the 2013 Take A Peak Chicken Coop Tour.**

**John Conner – Coop Janitor**

*We would like to thank the following Sponsors of this year's Tour.*

*Please visit and support them.*



Old Skills for a New Day

Colorado Springs Urban Homesteading  
<http://www.cos-urbanhomesteading.org/>

"We are a group of folks in Colorado Springs who are interested in local food production, small scale renewable energy production, water conservation, sustainable economies, restoring the built environment while respecting historic architecture, social justice and food equity for all community members. We have diverse talents and backgrounds, as well as a wide range of life experiences. We are excited to share all that we can, and to learn much more from other members of this growing community."



Buckley's Homestead Supply  
1501 West Colorado Ave  
Colorado Springs, CO 80904  
Phone: 719-358-8510  
<http://buckleyshomesteadsupply.com/>

- Livestock Feed (Chicken, Rabbit, Goat...)
- Cheese and Yogert Making Supplies
- Canning supplies
- Kitchen supplies
- Butter churns and lot more

**EarthCures**

*Authentic Herbal Pharmacy*

Becky Anderson

Owner / Herbalist

719.231.4524



[ourearthcures.com](http://ourearthcures.com)

[Becky@herbalremediesearthcures.com](mailto:Becky@herbalremediesearthcures.com)



# Homegrown and Happiness



"GROWING BIG  
IN SMALL SPACES!"

*"A small, urban, Backyard Farm in the  
downtown area of Colorado Springs, teaching  
others how to grow in small spaces."*

[www.homegrownandhappiness.com](http://www.homegrownandhappiness.com)  
homegrownandhappiness@gmail.com  
(719) 362-0165



## Lighten Up Your Life Show

Adventures in living a more sustainable, healthy and debt free life.

*Thanks to everyone who  
made the 2015 coop tour possible!*

[www.lightenupyourlifeshow.com](http://www.lightenupyourlifeshow.com)

## “This Place is for the Birds”

*bird seed · feeders · bird houses  
bird baths · fountains · bird antiques*

Open Tuesday – Saturday, 9:30am – 5:30pm

2318 Palmer Park Blvd. Colorado Springs, CO 80909

(719) 633-4422

411-A Tia Juana St  
Colorado Springs, CO 80909

Ken or Jay Williams  
(K) 719-491-9438  
(J) 719-440-0711



Grower's Best Worm Castings  
Worm Compost Tea  
Worms and Worm Cocoons  
Soil Amendments

## ROCKY MOUNTAIN WORM COMPANY, LLC

[www.rockymountainwormcompany.com](http://www.rockymountainwormcompany.com)

[www.rockymountainwormcompany.com](http://www.rockymountainwormcompany.com)

## Take a Peak Chicken Coop Tour


May 16 and 17, 2015

**John and Louise Conner**

712 N Cedar St, Colorado Springs 80903

**Open:** Saturday 9 am - 5 pm / Sunday 9 am - 5 pm.

We got our first chickens in May of 2007. One of the original four is still with us and laying. Today we have a total of 5 hens (Barred Rock, New Hampshire Red, Naked Neck and smaller rescue birds a blue gray Andalusian and an Easter Egger) and get about than dozen eggs a week.



The chicken yard consists of a 4x9 foot coop inside a 10x30 foot yard surrounded by mostly salvaged 6x10 dog kennel panels to keep the foxes out. The coop may be familiar to anyone who has Googled for 'chicken coops'. It is commonly known as the Playhouse Coop. We added a double nest box with a door for easy egg collection. During the winter we add side panels made of clear plastic roofing to provide protection from wind. We close the girls up in the 2x4 foot roost box at night usually without extra heat and they do fine. In severe cold we'll turn on 200 watts of ceramic infrared heaters to help a bit. We use pine shavings in the roost box to catch the poop which we clean out every 2 – 3 weeks and add to the compost pile. In addition to the chickens we now have bees.

## Take a Peak Chicken Coop Tour

May 16 and 17, 2015

**Kellie and Tracy Dodson - Homegrown and Happiness™**


[www.homegrownandhappiness.com](http://www.homegrownandhappiness.com)

710 E. Cucharras St, Colorado Springs, CO 80903

**Open:** Saturday 9 am - 5 pm / Sunday 1pm - 5 pm

Homegrown and Happiness is an urban backyard homestead created by Kellie and Tracy Dodson. It is a labor of love to provide as much "real food" for their family as they could on their very small piece of the city. They also have a desire to help others learn how to "Grow Big in Little Spaces" too. This little backyard is 100% organic in every practice; from their 9 laying hens to their 10+ raised beds and beyond. And it continues to grow every year as they find new ways to add more.

It all started several years ago with their first small flock of 5 Silver Laced Wyandotte hens. Tracy built this deluxe coop after doing research on coops that hold all supplies as well as the house the chickens comfortably. It is the perfect coop for a small backyard with limited storage space. They are on their forth flock now and have recently moved the coop to a new location in the yard, giving their current flock of 9 mixed breed hens tons of room to run, play, and sun themselves. Come visit their yard and tour their passion!



## Take a Peak Chicken Coop Tour

May 16 and 17, 2015

### Emily and Gary Bohannon

2369 Spring Blossom Dr Colorado Spring, CO 80910


Phone: (816) 729-3805 Email: babes1691@yahoo.com

**Open:** Saturday 9 am -1 pm / Sunday 9 am -1 pm

When we started to come up with ideas for our coop we knew we didn't want to build just any old coop; We wanted our coop to look like a little house! We wanted/needed it to be big enough to fit our four chickens that seemed to quickly multiply into 10 over night (chicken math!).

So we built this cute 8ft long by 4ft wide chicken house with a fenced in run attached to it. In order to give the coop some charm, we build a barn door as the main access and put a window in, complete with shutters and a flower box. A lot of thought went into the color of the coop as well and as you can see, one color just would not do!

So far our coop has held up really well through the rain and snow and our chickens seem to love it as do we! We look forward to seeing all of you and sharing our coop with you!





## Take a Peak Chicken Coop Tour

May 16 and 17, 2015

**Paul and Wendy Geisler**

1650 Timber Valley Rd, Colorado Springs, CO 80919

**Open:** Saturday 9am - 1pm / Sunday 9 am - 12 pm

We started with 4 chickens last year. A Buff Orpington, Black Australorp, Dominique, and an Americauna. We chose breeds that were cold hardy and were good layers. We absolutely loved raising them from chicks. Our girls were spoiled and would follow us around and loved to sit in our laps. Our Americauna turned out to be a rooster and we found him a good home. In the fall, we added 4 more girls... a Speckled Sussex, a Silver Laced Wyondette, and 2 more Americaunas. Then we added 2 Black Copper Marans as well. Chicken Math!! We now get a variety of colored eggs each day. Also this spring I tried my hand at hatching my own eggs. We hatched 12 baby chicks which was very exciting!

As for set up.... we live in a bear, mountain lion, bobcat, and owl area... we have a sturdy coop and use web cams and motion detector lights. We also cover our run with bird netting to keep out the owl. So far so good. We use 5 gallon buckets with chicken nipples and a bird bath heater to keep it warm. We just finished our new run. It's 25 by 30 feet.




## Take a Peak Chicken Coop Tour

May 16 and 17, 2015

**Andrea Manuszak (Corona Street Coop)**  
418 N Corona St, Colorado Springs 80903

**Open:** Saturday 1 pm - 5 pm / Sunday 9 am -5 pm

Our Corona Street Coops are run by Bluey & Clarisse (Barred Plymouth Rocks). In residence are also Crab & Enchilada (Easter Eggers), George (Silkie/Mix), Omelet (Buff Brahma) & a multitude of fluffy chicks (or not so fluffly anymore) and a couple little (getting big quick!) turkeys. They have been so much of my life they even have their own Facebook page! The Corona Street Chickens and a blog <http://chickenlips.wordpress.com>. We have beautiful purple coops and lots of fun at our home.



## Take a Peak Chicken Coop Tour

May 16 and 17, 2015

### Jacqueline Harshbarger - Harrison Urban Garden (HUG)

1060 Harrison Rd, Colorado Springs, CO 80905

(Behind the Harrison, District #2 Administration Building )

**Open:** Saturday 9 am - 1 pm / Sunday 9 am - 1 pm

At the HUG, we have 8 girls: Bertha Black (Astrolorp - dominate hen), Astro (Astrolorp from Longmont), Harriet (New Hampshire Red), Bo (Plymouth Barred Rock), Blue (True Araucana) and Alice (Araucana from Longmont) and Mini and Lulu (White Splash Cochins). They are very fortunate to have such a wonderful chicken pen and house set up within the beautiful HUG Garden. With the exception of the Longmont girls, the chickens and the set-up was donated to HUG by Eric Odens. Although, part of the HUG, the program is independently run.



## Take a Peak Chicken Coop Tour

May 16 and 17, 2015

### **Bruce and Leslie Fife**

4875 Platinum Drive Colorado Springs, CO 80918

Email: [leslie@piccadillybooks.com](mailto:leslie@piccadillybooks.com)

Phone: 719-231-4811

**Open:** "Saturday Only" 9 am - 5 - pm

Our chicken coop is custom made from imported Asian mahogany (reused shipping crates) and decorated with a floral design to please the chickens. The coop is illumined inside by a small window in the door and solar light in the roof that captures the sun's rays and projects it into the coop. This way, the coop is naturally illuminated with the rising and setting of the sun. The coop is attached to two chicken runs, one of which is a partially movable and the other is completely enclosed and stationary.



## Take a Peak Chicken Coop Tour

May 16 and 17, 2015

### Carol Hurst and Mike Battle

713 Custer Colorado Springs, CO 80903

Phone: 719 439 3102 Email: churstcnm@aol.com

**Open:** Saturday 9 am - 1 pm / Sunday 1 am - 5 pm

I live near downtown and have a very small backyard. I envisioned a couple of chickens living there as a quaint little concept. It actually turned into more than that but I am very happy with the results. This time last year I found myself tending to four sweet little chicks living in the bathtub in my spare bathroom. The coop started with a dog house. We elevated it and attached a run to it. Later another run was attached. We experimented with different systems for nesting, roosting, feeding, watering and keeping the chickens clean and safe. The bottom line was, it had to be relatively easy to maintain them and it is. It takes about 5 minutes in the morning to clean their roosting shelf, check their food and water and toss them some scratch feed. On the weekends it takes 30 to 40 minutes to clean up, put down fresh liter, change the water and fill the feed. Our 4 girls are healthy. And, we get 2 to 4 eggs a day which are organic, have deep yellow yolks and taste amazing.



## Take a Peak Chicken Coop Tour

May 16 and 17, 2015

### **Kelley and Erica Pero Luckhurst -Luckhurst Urban Farm**

1617 Grant Ave, Colorado Springs 80909

\*Near Palmer Park and Circle

Phone: 719-232-7646

**Open:** "Sunday Only" 9 am - 5 pm

We have a new coop and this will be our first year on the tour. The ladies that live on the farm are two silver laced wyandotte's, two buff orpington's and an Easter egger. The chickens were hand raised and will be a year old in June. The coop itself is, about 6x12, an upcycled dog kennel covered with chicken wire and other fencing to keep out raccoons and other nasties. There are 12x12 pavers inside and out covered with dirt so nothing can dig in. The hen house is a custom build onsite with recovered wood from Craigslist and other materials to a total cost of \$200. There are chicken feeders/waters made from buckets and a dust bath "chicken cabana."



## Take a Peak Chicken Coop Tour

May 16 and 17, 2015

### Mike Robinson

4681 Crimson Cir S Colorado Springs, CO 80917

Phone: 719-650-0362

**Open:** "Saturday Only" 1 pm - 5 pm

We jumped into the world of backyard chickens. We built our own chicken coop (2013,) it took us about two weeks. We started with 5 chickens in one of our basement bed rooms. In 2014 we added 5 more chickens. We are down to 8, but they are all doing well.

We get an between 5-8 eggs a day, even during the winter!



## Take a Peak Chicken Coop Tour

May 16 and 17, 2015

### Woody and Julie Woodbury

2915 Hodgen Rd. Colorado Springs, CO 80921

**Open:** "Saturday Only" 9 am - 1 pm

Colorado Country Alpacas run by Woody and Julie Woodbury has chickens as well as alpacas! Stop by and check out the variety of chickens, baby chicks in the nursery, and guinea hens running around our coop. Never seen a green egg then you have to come see the fun color eggs our chickens put out every day. Right next to them you will see our herd of alpacas and Kissy-Poo the llama not to mention the cats and dogs wandering around and the beehive across the meadow. We will have eggs for sale as well as a supply of alpaca socks, scarfs, hats, yarn, plush toys or even raw fiber if you want to spin your own yarn!

Look forward to seeing you at our farm!





## Take a Peak Chicken Coop Tour

May 16 and 17, 2015

### Jessica Barash

2317 W. Bijou St Colorado Springs, CO 80904

Phone: 719-237-1834

**Open:** Saturday 1 pm - 5 pm / Sunday 9 am - 5 pm

While I have only been a chicken person for about 3 years, I have a love now that extends to ducks. Everyone lives fairly in harmony in the coop, that was purchased by me, second hand from a couple in Denver. The two story coop has been very easy to use as the roof panel opens to reveal the nesting boxes.

Recently, an addition has been added to the back of the coop for extra space, so everyone would have a place. The ramp did have to be modified to accommodate webbed feet, but very few other changes have been made. A plan is in play for a enclosed run for safety due to some recent attacks on beloved birds.



# Take a Peak Chicken Coop Tour

May 16 and 17, 2015

**1 John and Louise Conner**  
712 N Cedar St  
Colorado Springs, CO 80903-2866  
Open: Saturday 9 am - 5 pm / Sunday 9 am - 5 pm

**2 Kellie and Tracy Dodson - Homegrown and Happiness**  
710 E Cucharas St  
Colorado Springs, CO 80903-3620  
Open: Saturday 9 am - 5 pm / Sunday 1 pm - 5 pm

**3 Emily and Gary Bohannon**  
2369 Spring Blossom Dr  
Colorado Springs, CO 80910-8106  
Open: Saturday 9 am - 1 pm / Sunday 9 am - 1 pm

**4 Paul and Wendy Geisler**  
1650 Timber Valley Rd  
Colorado Springs, CO 80919-2816  
Open: Saturday 9am - 1pm / Sunday 9 am - 12 pm

**5 Andrea Manuszak (Corona Street Coop)**  
418 N Corona St  
Colorado Springs, CO 80903-3131  
Open: Saturday 1 pm - 5 pm / Sunday 9 am - 5 pm

**6 Jacqueline Harshbarger - Harrison Urban Garden (HUG)**  
1060 Harrison Rd  
Colorado Springs, CO 80905-3543  
(Behind the Harrison, District #2 Admin Bldg)  
Open: Saturday 9 am - 1 pm / Sunday 9 am - 1 pm

**7 Bruce and Leslie Fife**  
4875 Platinum Dr  
Colorado Springs, CO 80918-5010  
Open: Saturday Only 9 am - 5 pm

**8 Carol Hurst and Mike Battle**  
713 Custer Ave  
Colorado Springs, CO 80903-2836  
Open: Saturday 9 am - 1 pm / Sunday 1 pm - 5 pm

**9 Kelley and Erica Pero Luckhurst - Luckhurst Urban Farm**  
1617 Grant Ave  
Colorado Springs, CO 80909-2412  
\*Near Palmer Park and Circle Open:  
"Sunday Only" 9 am - 5 pm

**10 Mike Robinson**  
4681 Crimson Cir S  
Colorado Springs, CO 80917  
Open: "Saturday Only" 1 pm - 5 pm

**11 Woody and Julie Woodbury**  
2915 Hodgen Rd  
Colorado Springs, CO 80921-1616  
Open: "Saturday Only" 9 am - 1 pm

**12 Jessica Barash**  
2317 W Bijou St  
Colorado Springs, CO 80904-2636  
Open: Saturday 1 pm - 5 pm / Sunday 9 am - 5 pm

This map and directions to each stop may be downloaded from MapQuest at:  
<http://mapq.st/1ICKRey>

